



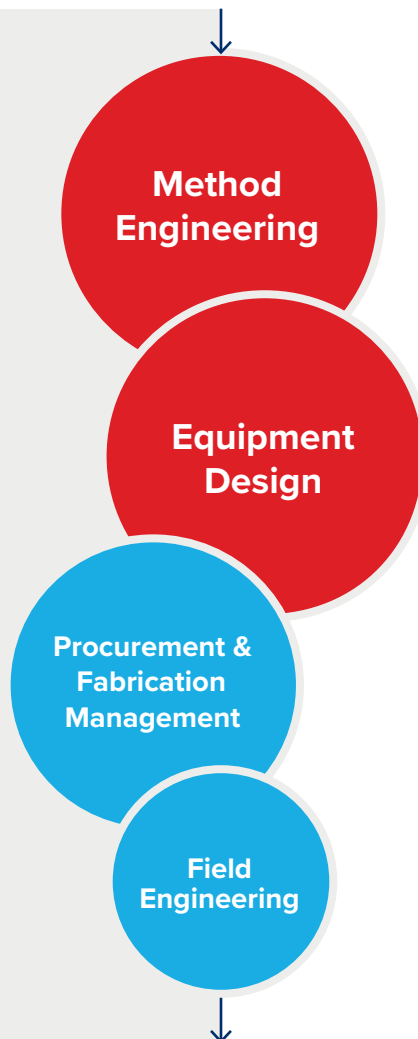
Method Engineering & Equipment Design

The joy of simplicity.

Project steps

- 1 **Develop**
optimal construction / transport / installation method
- 2 **Specify**
required mission equipment / temporary works
- 3 **Create**
structural / mechanical design from concept to details
- 4 **Procurement**
assistance with broad supplier database
- 5 **Fabrication**
management & reporting
- 6 **On-site**
assistance & operator training

The challenge



Our approach

-  **Strategic**
project planning & resourcing possible as construction method is defined up-front
- Tailored**
and smart construction methodology suitable for your project requirements
-  **Transparent**
and integrated working approach among our multi-disciplinary engineers and designers
- Creative**
and lean equipment design with cutting edge industrial knowledge and trends
-  **Independent**
design for fabrication that makes case-by-case fabricator selection possible
- Assurance**
in quality, lead time, and functionality through our fabrication management process
-  **Experienced**
in full project scope management from method engineering to mobilization assistance

Construction made easier



Markets

We are TWD – a creative engineering company that specializes in designing customized mission equipment and temporary works across different markets.



Offshore Wind

- Foundation Installation
- Turbine Installation
- Cable Installation



Heavy Civils

- Near-shore Infrastructure / Marine Civils
- Transport Infrastructure
- Energy & Processing Infrastructure



Transport & Heavy Lift

- On-shore Transport & Heavy Lift
- Marine Transport & heavy Lift
- Subsea Installation

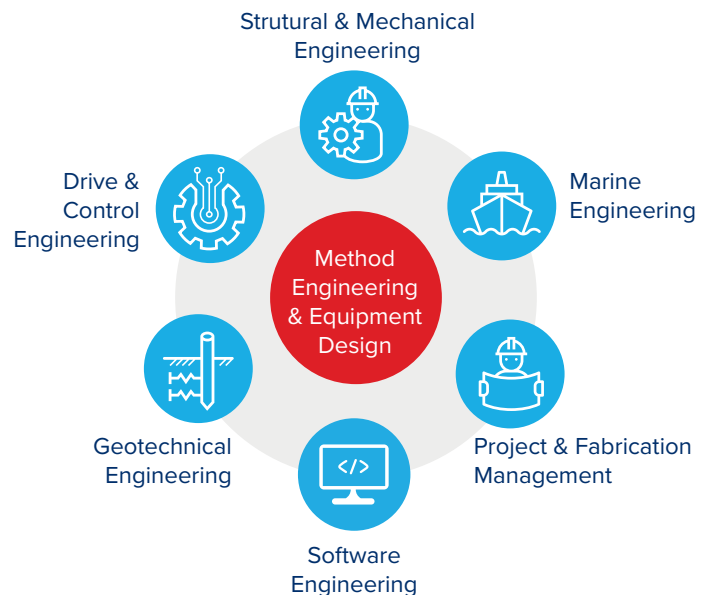


Vessel Outfitting

- Vessel Mission Equipment
- Vessel Retrofit

Services


Problem solving, dedication, and teamwork are in our DNA; through which our multi-disciplinary engineering teams strive to deliver fit-for-purpose and optimal solutions for you on time and within budget. Check out below for our service scope.



Method Engineering & Equipment Design

We are the expert in combining method engineering and equipment design in our way of working. Thanks to this unique approach, we can develop suitable and smart construction methods at the very beginning of a project to help you clarifying your needed construction assets, sequence, boundaries, and mission equipment. With the help of our in-house knowledge in engineering and design, we make sure your mission equipment is designed as intended according to the optimal construction methods. As a result, we bring competitive advantage to your project by making it safe, efficient, and cost-effective.

Take a look at our website!



Get in touch with us!

Would you like to know more about TWD and what we can do to help you realizing your potential? Don't hesitate to get in touch with us.



Rotterdam Science Tower
Marconistraat 16
3029 AK Rotterdam

www.twd.nl
info@twd.nl
+31 10 294 03 74

